






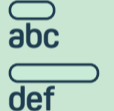










# Inclusive Digital Design Neurodiverse people

## Do's

				
Respect user settings to remove motion.	Let users manage auto-refresh.	Consider animations carefully.	Use images such as icons and symbols with text.	Provide plenty of white space around information.
				
Carefully consider information display and order.	Use progressive reveal to reduce cognitive load.	Use clear affordance to help navigation.	Keep content short, clear and simple.	Let users change the contrast between background and text.

## Don'ts

			
Rely on device/user movement.	Use strobing or rapid flashing effects.	Use all uppercase letters.	Use text that is both left and right justified on the same page.

